

COMPANY PROFILE

We " AJMERA " are based at Mumbai, INDIA since more than 45 years. We take this opportunity of introducing ourselves as one of the leading manufacturers of Electrical Switchgears and Light Fittings. We have served our customers, which include Government, Semi-Government bodies and leading private companies. All these years, we have taken utmost care that quality products are manufactured and delivered to our valued customers.

State Award : It is heartening to note that THE GOVERNMENT OF MAHARASHTRA has conferred the prestigious award for the Performance in the year 2009 on the company and it is the greatest moment in the Company's history. Every effort is being taken to maintain and enhance its performance further.

OUR OTHER RANGE OF PRODUCTS

Industrial type Semi interlock & Fully interlock Receptacles with switches and plugs from 10 amps. single phase to 300 amps. 3 phases

Manual & Remote Operated Security Search Light Fittings

Industrial / Commercial light fittings

Aluminium / M.S. body / Thermoplastic Weather Proof and Water Tight Junction Boxes and Pole Boxes as per specifications and drawings

Weather proof Push button stations as per the specification and drawings of the clients

Lighting Distribution Boxes /Control panels as per the specification and drawings of the clients

Emergency Light Fittings

Trefoil Clamps

We have necessary testing facilities at our factory, which are updated frequently to match with changing technologies and requirements of our customers. The above business is being carried out with the help of our professional staff and skilled workers.

Last but not the least, you can be rest assured that we shall not compromise on quality of our products at all. Providing Quality products and services to our customers is our prime Motto and we shall strictly adhere to the delivery schedules of our valued clients.

***Note: we also manufacture Projector signaling search light as per the specification of clients.

Switch Gears & Light Fittings For Marine Applications

HEAD OFFICE :

Ajmera Electrotech LLP

Ajmera House, Plot No. : A -61, TTC Indl. Area
Khairane MIDC, Navi Mumbai 400705. (India)

Tel. - +91 - 22 - 6797 3578

Mob. - +91 - 9820455352

Email - ajmera@ajmera.net / chintan@ajmera.net

Website - www.ajmera.net



AJMERA ELECTROTECH LLP
RIGHT NAME FOR RIGHT USE

MARINE WATERTIGHT SWITCH



1702

- 1702 10A. 230V. On/Off double pole rotary switch in cast Aluminium enclosure with 2 nos. cable entries with Plastic cable glands, nylon knob for operating on/off, SS hardware.
- 2522 ---do--- with cast Brass body.
- 1703 Same as per 1702 - suitable for 15A. 230V.
- 2523 Same as per 2522 - suitable for 15A. 230V.

MARINE PLUG

- 2601/PL 10A.230V. 3 pin (2pin & E) Plastic body plug with porcelain insertion with Brass pins.
- 2601/P ---do--- with cast Aluminium body.
- 2531/P ---do--- with cast Brass body.
- 2612/P 15A.230V. 3 pin (2pin & E) cast Aluminium body with bakelite insertion with brass pins.
- 2534/P ---do--- cast Brass body.



2601/P

MARINE WATERTIGHT SOCKET

- 2601/S 10A. 230V. 3 pin cast Aluminium body socket with porcelain insertion and porcelain connector with brass terminals 2 nos. cable entries with plastic cable glands. Plastic / Metallic cap with chain for socket when not in use. SS hardware.
- 2532/S ---do--- with cast Brass body.
- 2613/S Same as per 2601/S - suitable for 15A. 230V. and Bakelite insertion.
- 2535/S Same as per 2613 / S - cast Brass body.
- 2617/S 30A. 415V. 4 pin (3pin & E) cast Aluminium body socket with porcelain insertion and porcelain connector with brass terminals. 2 nos. Cable entries with Plastic cable glands. Aluminium / Plastic cap with chain for socket when not in use. socket available with cast Aluminium 4 pin suitable plug.
- 2601/SF 10A. 230V. 3 pin female type socket. cast Aluminium body socket with cap and chain.
- 2612/SF ---do--- suitable for 15A.230V.
- Note: 2 nos. 10A. /15A. Socket insertion in single box also available as per requirement.



2532/S



2601/SF

MARINE WATERTIGHT SWITCH SOCKET

- 2611/SS 10A. 230V. 3 pin Aluminium body socket with porcelain insertion with Brass terminals and 10A. 230V. double pole rotary switch with nylon knob for On/Off. 2 nos. Cable entries with Plastic cable glands. Plastic / Metallic cap with chain for socket when not in use. SS Hardware.
- 2533/SS ---do--- with cast Brass body.
- 2614/SS Same as per 2611/SS - suitable for 15A. 230V. with bakelite socket insertion.
- 2536/SS Same as per 2614/SS - with cast Brass body.
- 2619/SS 30A. 415V. 4 pin (3pin & E) cast Aluminium body socket with porcelain insertion and suitable T.P. Rotary switch. 2 nos. cable entries with brass cable glands. Aluminium / Plastic cap with chain for socket when not in use. SS Hardware. Switch-socket available with cast Aluminium 4 pin suitable plug top.



2536/SS



2619/SS

MARINE FLUORESCENT LIGHT FITTINGS

- 9220/F Vibration resistance and drip proof engine room light fitting suitable for 2 x 20W. 230V. 50 hz fluorescent tubes arranged side by side. The fitting made from Fiber body & provided with clear one piece hinged acrylic cover is firmly secured to the housing with stainless steel toggles and fitted with rubber gasket to make totally insect free. The fitting provided with 2 nos. 20W. copper polyester filled ballasts, power factor improvement capacitor, starter, lamp holder, 2 nos. cable entries Pg. glands etc. Duly wired up to a suitable connector with provision for earthing. 2 nos. MS brackets provided with lining for vibration mounting.



9220/F

- 9220/MS ---do--- MS powder coated body.



9220/MS

- 9240/F same as per 9220/F - suitable for 2 nos of 40W. tubes.

- 9240/MS ---do--- MS powder coated body.

- 8220 Rectangular modular decorative fitting, recessed mounting type suitable for 230V. 50hz 2x20W. Fluorescent tubes arranged side by side. The fitting consists of a housing made from heavy gauge CRCA MS sheet in duly powder coated the fitting is provided with molded opal/clear acrylic diffuser with frame. The fitting with 2 nos. 20W. copper polyester filled heavy duty ballasts, power factor improvement capacitor, starter, spring loaded bi-pin rotary holders, 2 nos cable entries with rubber grommets etc., duly wired up to a suitable connector with provision for earthing.



8220

- 8240 ---do--- suitable for 2 nos. of 40W. Tubes.

- 7120 Cornic well decorative fitting suitable for 1x 20W. 230V,50hz fluorescent tube, made from CRCA MS sheet, duly powder coated with opal/clear acrylic diffuser. Fitting provided with 2 nos cable entries, duly wired with 20W. polyester filled copper heavy duty choke, spring loaded bi-pin rotary holder. starter suitable condenser for PF. improvement.



7120

- 7220 ---do--- suitable for 2 nos. of 20W. Tubes.


- 6120 Mirror light fitting suitable for 1x20W tube MS Body finished with powder coated duly wired with 1 number heavy duty copper choke, bi-pin rotary holder, starter with seat, condenser for power factor improvement suitable for 230V.1PH. AC with built in piano type switch & 2 pin socket.



6110

- 6110 ---do--- suitable for 10W/9W. tube.

Note : All the above fittings are also available with 110V. & 60Hz. as per requirement. All fluorescent light fittings are also available with CFL / PL as per requirement. Vibration Proof Light fitting are also available with wireguard as per requirement.



1404

CARGO CLUSTER LIGHT

- 1402 Aluminum sheet body cluster light fitting with MS wire guard. Single ES porcelain lamp holder. Suitable up to 500W. lamp.
- 1403 ---do--- suitable up to 4 nos. of 100W. Lamp. BC holder
- 1404 ---do--- ES holder
- 1405 ---do--- suitable up to 6 nos. of 100W. Lamp. BC holder
- 1406 ---do--- ES holder.

MARINE HAND LAMP FITTING

- 1411 Wooden handle and MS galvanized wire guard with porcelain BC lamp holder suitable up to 100W. lamp.
- 1412 Rubber handle with glass and MS galvanized wire guard with Bakelite BC / ES lamp holder suitable up to 60W. Lamp.
- 1414 Rubber handle with die cast Aluminium protective wire guard with U shape clear glass and Aluminium body for fixing porcelain BC / ES lamp holder and connector. Rubber gasket for glass. water tight and weather proof, suitable up to 100W. Lamp, and also available with reflector as per the requirement.



1414

1412

MARINE WATERTIGHT RECEPTACLES WITH SWITCH

- 2621/P  2620/P  10A. 230V. 3 pin elbow type side entry plastic body plug top with bakelite insertion with brass contact pipe. Plug with locking nut.
- 2621/P ---do---top entry.
- 2622/S  Water tight and weatherproof. 10A. 230V. 3 pin cast Aluminium body receptacles with locking cap with chain. Bakelite insertion with brass pins 2 nos. cable entries with plastic cable glands. SS hardware.
- 2623/SS  ---do--- with suitable 10A. Double pole rotary switch. Nylon knob for On/Off.
- 2626  10A. 230V. double pole rotary switch with cast Aluminium body nylon knob for On/Off. 2 nos. Cable entries with plastic cable glands.

Note : Above items can also be used, in 24V & 110V.
Above items can also be available in Brass Body.

MARINE WATERTIGHT JUNCTION BOX

- 2662 Cast Aluminium body 2 way junction box with Plastic cable entries glands. Box having procelain base connector with Brass terminals. SS Hardware.
- 2562 ---do--- cast Brass body.
- 2663 Same as per 2662 with 3 way cable entries.
- 2563 ---do--- cast Brass body.
- 2664 Same as per 2662 with 4 way cable entries.
- 2564 ---do--- but in cast Brass body.
- 4101 ABS body 4 way junction box with 15A. 4 way bakelite terminals.
- 4101/AL ---do--- but die cast Aluminium body.
- 4103 Cast Aluminium body junction box suitable up to 15A. 8 way terminals.
- 4105 Cast Aluminium body weatherproof junction box suitable up to 15A. 12 way bakelite terminals.

Note : Other sizes are also available as per the requirement.



2663

2664

2662


4101

4105

MARINE WATERTIGHT DECK/WELL GLASS/PENDENT LIGHT FITTING

- 1151 Die cast Aluminium body and die cast protective wire guard with clear U shape glass with rubber gasket, porcelain BC or ES holder, 2 way connector with 2 nos. cable entries with plastic cable glands. SS Hardware suitable upto 60W. Lamp.
- 2541 Same as per 1151 with cast Brass body and Brass / SS wire guard.
- 1152 Same as per 1151 - suitable up to 200W. lamp.
- 1161 Same as per 1151 - top entry.
- 1162 Same as per 1161 - suitable for 200W. lamp.
- 1171 Same as per 1151 - suitable for side wall mounting arrangement with 2 nos. cable entries Pg. glands opposite side.
- 1371 ---do--- cast Brass body with Brass / SS protective wire Guard.
- 1181 Cast Aluminium body with MS / SS protective wire guard with clear U shape threaded glass porcelain BC / ES lamp holder with 2 way connector with 2 nos. cable entries with plastic cable Glands. Fitting suitable up to 100W. Lamp.
- 1182 Same as per 1181 - suitable for side wall mounting arrangement with 2 nos. Opposite side cable entries with Brass cable glands.
- 1381 Same as per 1181- cast Brass body with Brass / SS protective wire guard.
- 1382 Same as per 1381- suitable for side wall mounting arrangement with 2 nos. Opp. side cable entries with Brass cable glands.
- 1154 Cast Aluminium body with die cast Aluminium protective wire guard with clear U shape glass with rubber gasket, SBC Brass holder for 24V. 25W. pigmy lamp. 2 nos. cable entries with plastic cable glands. Fitting mainly useful for emergency lighting.
- 1354 ---Do--- cast Brass body.

Note : Red / Green / Yellow / Blue colour glasses also available as per the requirement.



2541

1171


1381

1154

Wall Mounting Well Glass Fitting

MARINE BUNK / BERTH LIGHT FITTING

5151



5151 Brass / SS body decorative type light fitting with On/Off dimmer / piano switch. Adjustable top lid to control flow of light. Powder coated finish. Brass lamp holder suitable for 25W. pigmy lamp / 8W. CFL / 11W. PL tube.

MARINE WATERTIGHT FLOOD LIGHT FITTING

2690 Cast Aluminium body light fitting with clear toughened front glass with Aluminium ring with rubber gasket fitting with Aluminium polished reflector and MS bracket for movement and fixing the fitting. Porcelain ES (screw type) lamp holder. Suitable up to 100W. Lamp.

2691 ---do--- suitable up to 200W. Lamp.

2692 ---do--- suitable up to 300W. Lamp.

2693 ---do--- suitable up to 500W. Lamp.

2711 Aluminium body weatherproof metal halide fitting with Aluminium polished reflector and MS bracket. Clear toughened glass. Suitable for 250W. 230V. lamp fitting with integral ballast.

2712 ---do--- suitable for 400W. Lamp.

2861 Cast Aluminium body with toughened rectangle protective glass & Aluminium polished reflector & MS bracket for movement & fixing fitting. Hinged type frame and glass with rubber gasket. Porcelain connector. Suitable for 1000W. Halogen tube.

2862 ---do--- suitable for 500W. halogen tube.



2690



2693



2862



2711


MARINE SECURITY SEARCH LIGHT FITTING

2571 Security Search Light fitting suitable upto 1000W. Halogen/Projector lamp, Brass body with hot air escape provision and MS Stand assembly. Powder coated finishing, mirror glass reflector with front Aluminium ring and toughened glass. Fitting with exhaust fan.

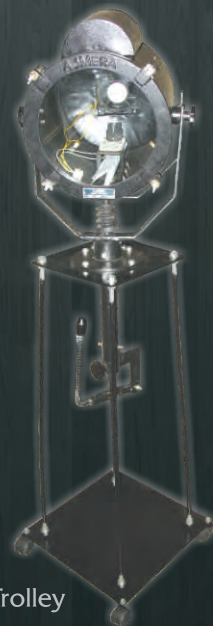
2572 ---do--- suitable upto 300W. Halogen lamp.

2573 ---do--- suitable upto 2000W. Halogen lamp.

Note: Above fittings are also available for HPSV / HPMH lamp as per request. Portable and movable trolley are also available with fitting on request.



2571 Movable Search Lights



2571 Trolley



2571

MARINE BULKHEAD FITTING

1111 Cast Aluminium body bulkhead fitting with clear glass and protective MS wire guard. porcelain BC lamp holder with 2 way connector. Suitable up to 60W. lamp.

1141 Oblong bulkhead fitting, cast Aluminium body with Aluminium hinged cover and locking arrangement oblong glass cover with protective SS wire guard, porcelain BC/ES lamp holder with 2 way connector. 2 nos. of conduit entries at top and bottom. Suitable up to 100W. Lamp.

1142 Same as per 1141 - not hinged type. Aluminium cover fix up with 4 nos. of screws. 2 nos. Cable entries opposite side with Pg. cable glands. Suitable up to 100W. Lamp.

1342 ---do--- cast Brass body.

1112 Cast Aluminium body round shape bulkhead fitting with Aluminium hinged cover and locking arrangement. clear glass and SS protective wire guard. BC porcelain lamp holder with 2 way connector. 2 nos. cable entries. Suitable for 60W. lamp

1113 Same as per 1102 - suitable for 200W. Lamp.

1144 Cast Aluminium body emergency use bulkhead light fitting with clear glass and Aluminium body frame. Brass SBC lamp holder for 25W. 24V. lamp. 2 nos. Cable entries with plastic cable glands.

1344 ---do--- cast Brass body.

1146 Cast Aluminium body with Aluminium frame with opal acrylic shade. Decorative type. Fitting with Brass SBC lamp holder for up to 25W. Lamp. Mainly in emergency use. 2 nos. Cable entries with 2 nos. Plastic cable glands.

1346 ---do--- cast Brass body.



1142



1112



1344



1146

FLAMEPROOF WELL GLASS FITTING

F0011 LM6 Aluminium body flameproof well glass fitting with heat resistance toughened clear glass with MS protective wire guard. Suitable cable entries as per requirement max. 4 nos. porcelain ES lamp holder with connector. Fitting suitable up to 200W. Lamp.

FLAMEPROOF BULKHEAD FITTING

F0012 LM6 Aluminium body flameproof and weatherproof bulkhead light fitting with heat resistance toughened glass cover with ES porcelain lamp holder suitable for 200W. Lamp.